



Post Disaster Morakot Community Reconstruction

Sacred Wood Community, Nantou County

Sacred Wood Community Development Association
Chairman Huang

Outline

- I. The Sacred Wood
- II. Relocation
- III. Special Features of the Community
- IV. A New Beginning
- V. Future Prospects

神

木

社
屋

I. The Sacred Wood

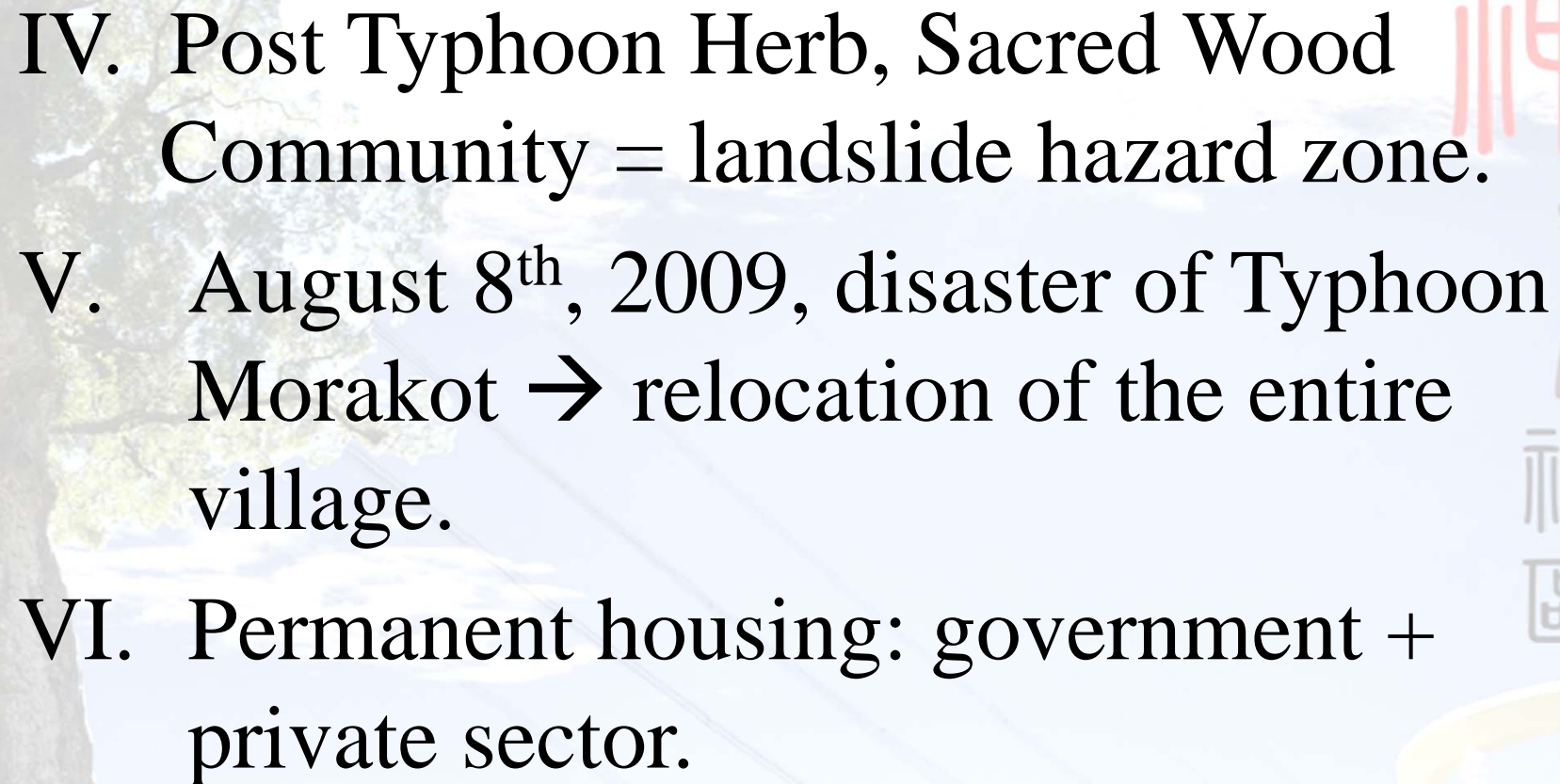
- I. Ethnic group: Hakka living in the Hsinchu and Miaoli area.
- II. 800~1000 years old camphor tree; a spiritual and religious symbol for the community.
- III. Simple farming village.

神

木

社
屋

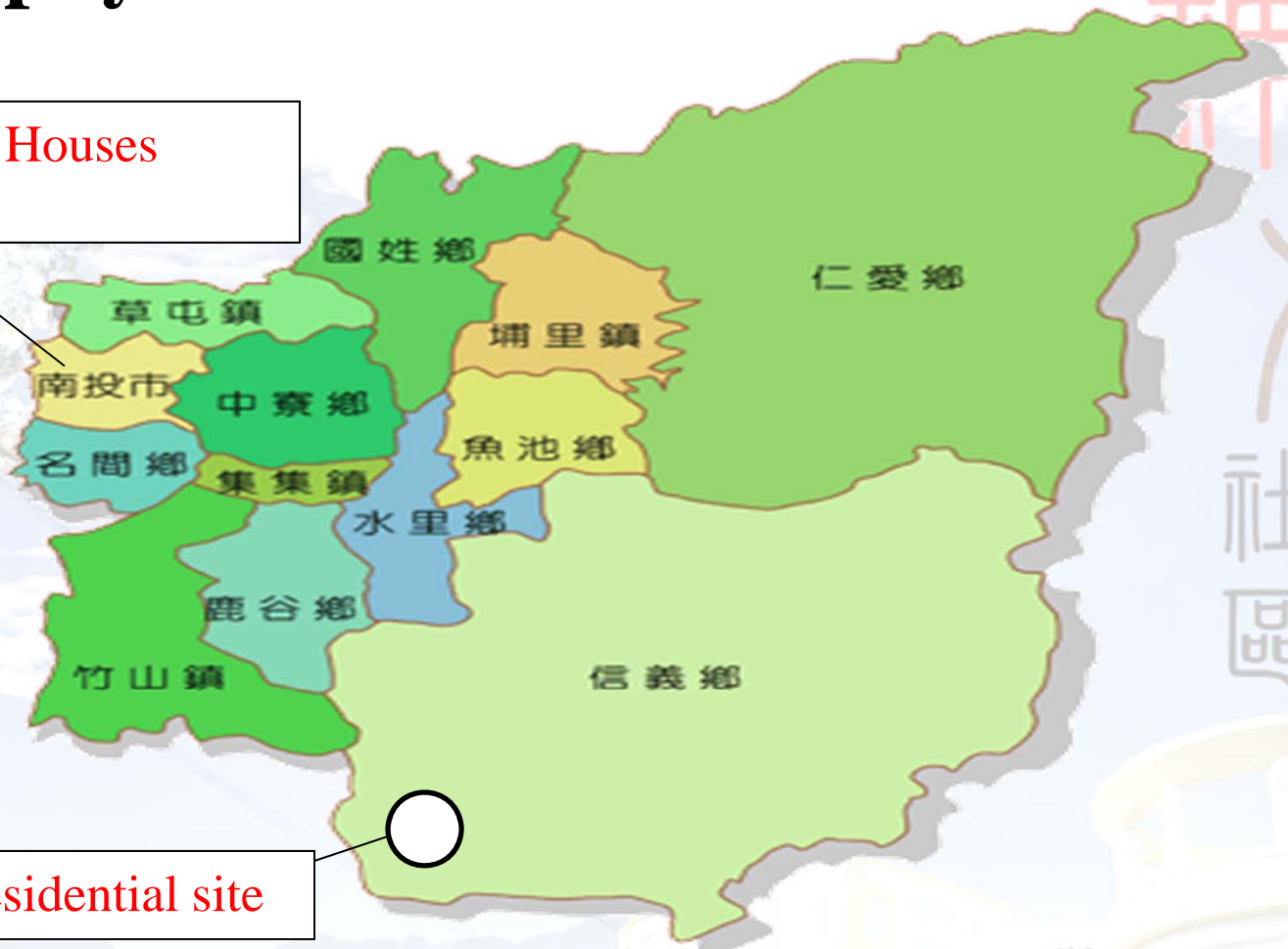
I. The Sacred Wood

- 
- IV. Post Typhoon Herb, Sacred Wood Community = landslide hazard zone.
 - V. August 8th, 2009, disaster of Typhoon Morakot → relocation of the entire village.
 - VI. Permanent housing: government + private sector.

II. Relocation

I. Geography location

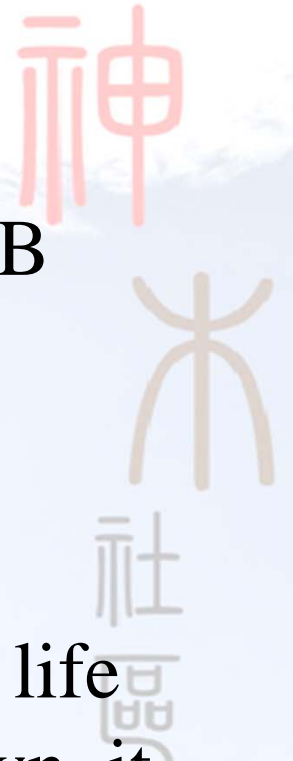
茄苳腳 Permanent Houses
115 Households



Original residential site

II. Relocation

- II. Danger zone of Disaster 88 Hurricane.
- III. New housings: 118 houses built/115 paired households; Type A Housing (45m²), Type B Housing (90m²), Type C Housing (109m²).
- IV. September 2011 residential move in.
- V. Relocation, it's more than just relocating furniture, it also includes the adjustment of life and attitude. It's more than just settling down, it also includes making a living and facing challenges of everyday life.



III. Special Features of the Community

- I. Building the Community Space.
 1. A terrace, yard, and parking space for each household.
 2. Total community space: 5.5 HA; 3 public parks.
 3. Community centers.

神

木

示



III. Special Features of the Community

II. Building an Artistic Space

1. Display of artifacts
2. Old pictures



III. Special Features of the Community

III. Building a Green Environment and Decorating Homes

1. Each household has its own unique design.
2. Planting trees (Camphor, coffee, deciduous flower, sakura, sweet osmanthus flower.)



III. Special Features of the Community

III. Safety Infrastructure

1. Fire disaster education



神
木
社
區

IV. A New Beginning

1. January 7th, 2012: establishment of the Nantou City Sacred Wood Development Association.
2. The beginning of resident self governance/management and independency.



IV. A New Beginning

III. Self governance and management (within the community)

1. Routine meetings held by residents.



IV. A New Beginning

IV. Self governance (within the community)
- Volunteers (assist in activities)



IV. A New Beginning

V. Self governance (within the community)

- Establish community recycling volunteer teams (ex: environment cleaning, planting trees.)

社區清潔日



社區清潔日曆

10月	11月	12月
26日 (星期六)	30日 (星期六)	28日 (星期六)

社區將定期舉辦社區清潔日活動
請大家告訴大家，一起共襄盛舉

活動時間：09:00~11:00

神木社區發展協會
南投縣社區培力據點

-社區整潔，你我有責-



IV. A New Beginning

VI. Self governance (within the community)

- Develop community business and enterprise

1. Farmer's Market



IV. A New Beginning

VI. Self governance (within the community)

- Develop community business and enterprise
- ### 2. Tourism



IV. A New Beginning

VII. Self governance (within the community)

Create new products and businesses (ethnic foods.)



IV. A New Beginning

VIII. Self governance (within the community)

1. Improve community welfare and services; senior cafeteria.



IV. A New Beginning

II. Community Health Promotion

1. Senior recreation activities
2. Health check-up



IV. A New Beginning

IX. Self governance (within the community)

Cultural activities (passing down the culture heritage)

1. Hakka harvest/peace drama, folk festival , Mid-Moon Festival.



IV. A New Beginning

X. Connecting Resources (externally)

1. Meetings/conferences.
2. Career training.
3. Construct internet platform.
4. Community newspaper.



社區

IV. A New Beginning

Awarded for Excellence in Community and
Environment Building
(January 18th, 2014)



神
木
社區

V. Future Prospects

- Comprehensive organization structure and operation.
- Solidify community consensus, strengthen concept of community governance/management.
- Training and cultivation of community workers.
- Develop community business and enterprise to sustain livelihood. Promote community popularity and creature tourism business.

神

木

社區

The background is a soft-focus illustration of a landscape. On the left, a large, leafy tree with green and yellow foliage stands prominently. In the center, there are rolling blue mountains under a pale blue sky with wispy white clouds. Several thin, dark lines, possibly power lines, stretch diagonally across the sky. In the bottom right corner, a portion of a yellow building with a curved roof and windows is visible.

Thank You

神

木

社
屋